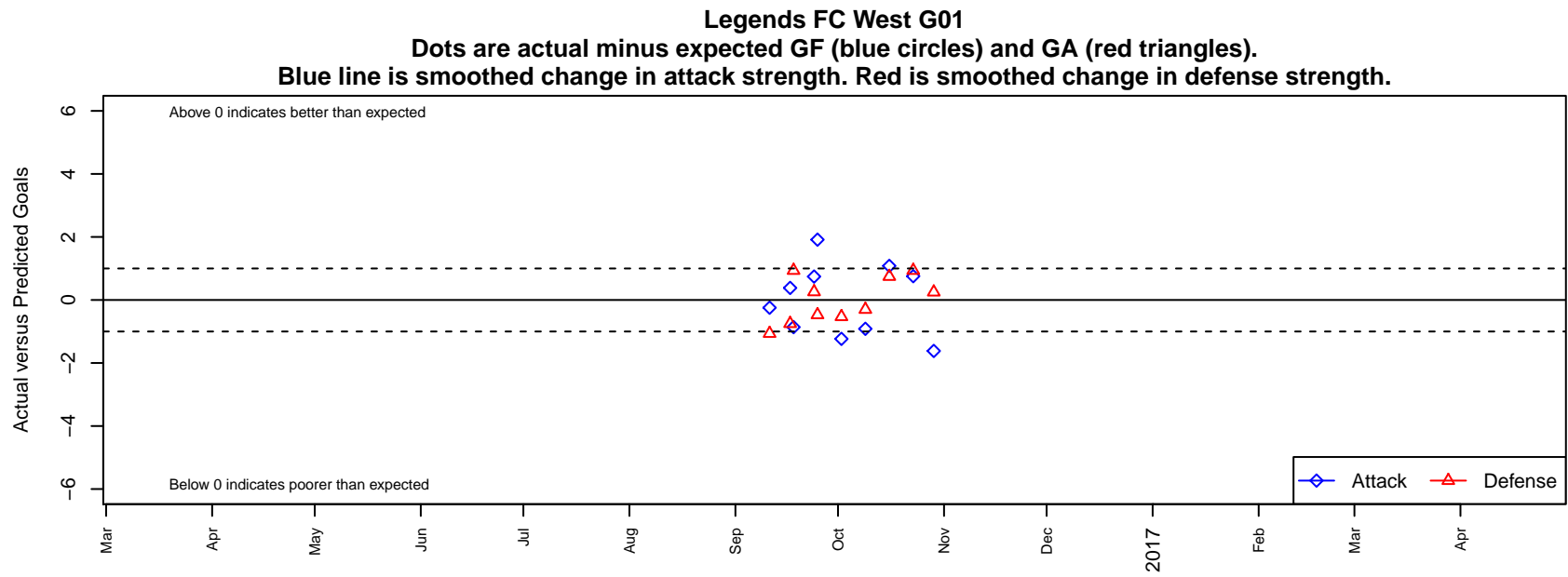


Legends FC West G01

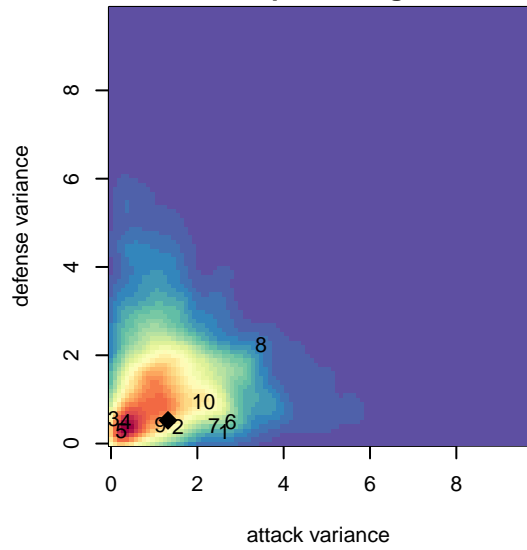
, CAS
G01 total strength=1669
attack=22.95 defense=17.94
fall league = SCDL FI1 U16

alt names used:

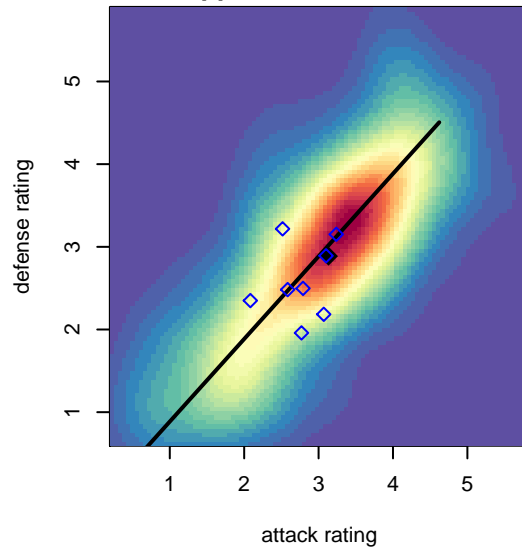
Venues played:
2016 SCDL FI1 U16



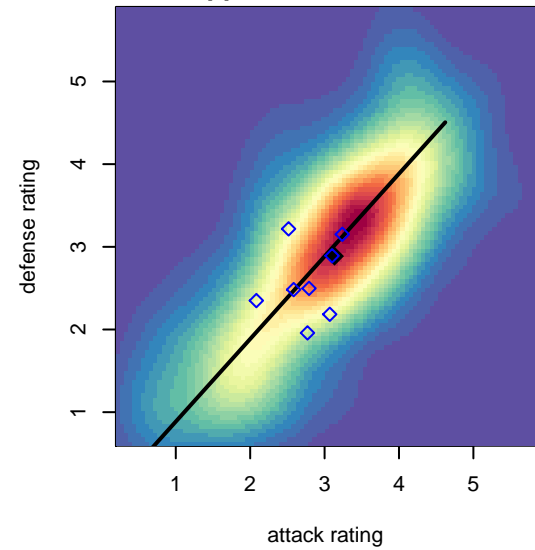
**attack and defense variance (black dot)
relative to other teams
and top 10 in region**



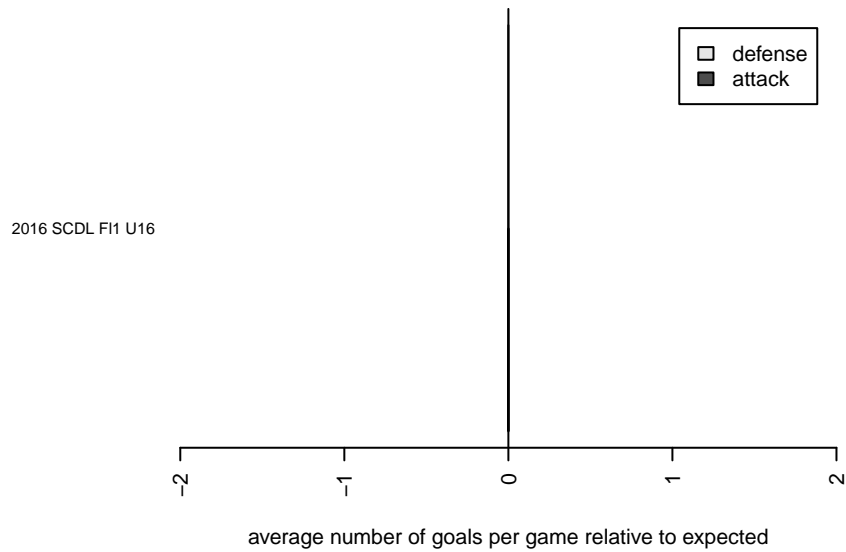
**attack and defense rating
relative to others at age
and all opponents in last 13 months**



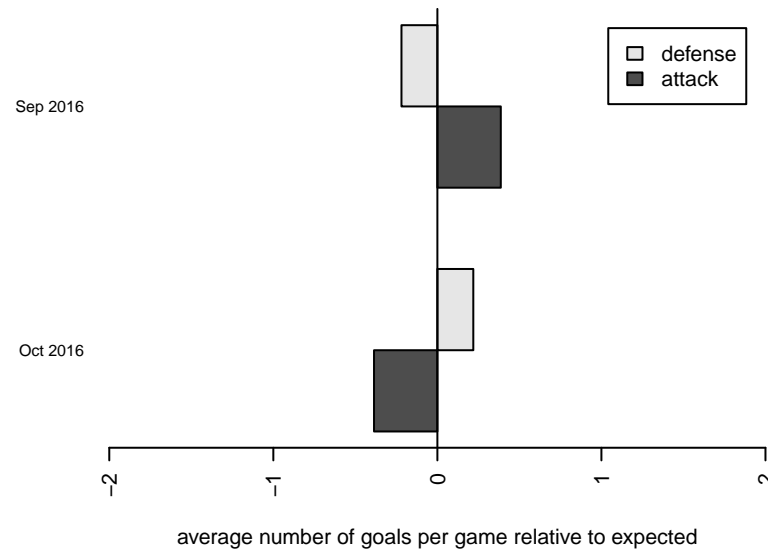
**attack and defense rating
relative to others at age
and all opponents in last 13 months**



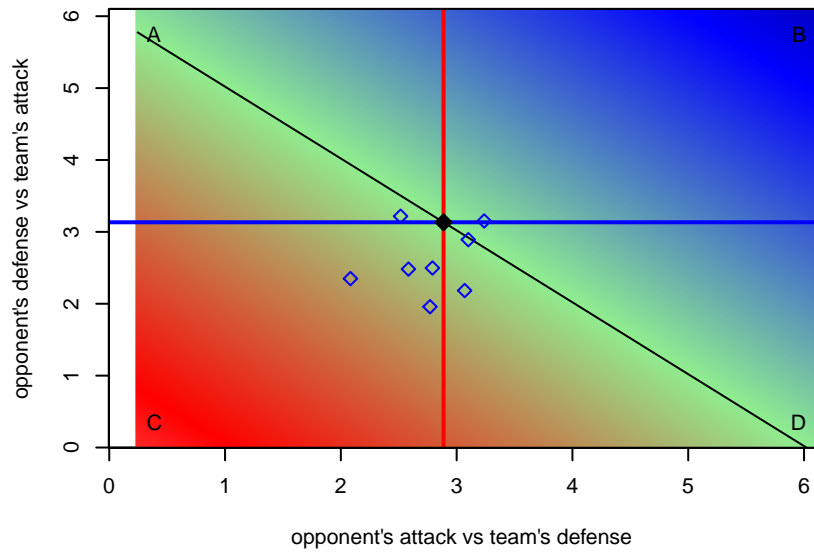
Performance relative to 13 month average



Performance relative to 13 month average



Distribution of opponents
 Red = Lose zone, Blue = Win zone, Green = Even
 Black line separates win/lose zones



lot. A=Neither has attack advantage, B=Opponent has both attack and defense advantage, C=Opponent has both attack and defense disadvantage, D=Both have

date	home		away		venue	pred.home	pred.away
2016-10-29	Legends FC West G01	1	Beach FC -Unk G01	1	2016 SCDL F11 U16	2.62	1.25
2016-10-23	Legends FC West G01	4	CDA Slammers FC HB Nichols G01	0	2016 SCDL F11 U16	3.24	0.94
2016-10-16	LA Galaxy SB Gold G01	0	Legends FC West G01	3	2016 SCDL F11 U16	0.74	1.92
2016-10-09	Legends FC West G01	0	Pateadores Long Beach Blue G01	1	2016 SCDL F11 U16	0.92	0.70
2016-10-02	CDA Slammers FC Cerritos G01	1	Legends FC West G01	1	2016 SCDL F11 U16	0.47	2.23
2016-09-25	CDA Slammers SC HB Academy G01	2	Legends FC West G01	3	2016 SCDL F11 U16	1.53	1.09
2016-09-24	Legends FC West G01	2	Beach FC Kaufman G01	1	2016 SCDL F11 U16	1.26	1.26
2016-09-18	Legends FC West G01	1	Strikers FC South Bay Black G01	0	2016 SCDL F11 U16	1.86	0.94
2016-09-17	Beach FC -Unk G01	2	Legends FC West G01	3	2016 SCDL F11 U16	1.25	2.62
2016-09-11	CDA Slammers FC HB Nichols G01	2	Legends FC West G01	3	2016 SCDL F11 U16	0.94	3.24